




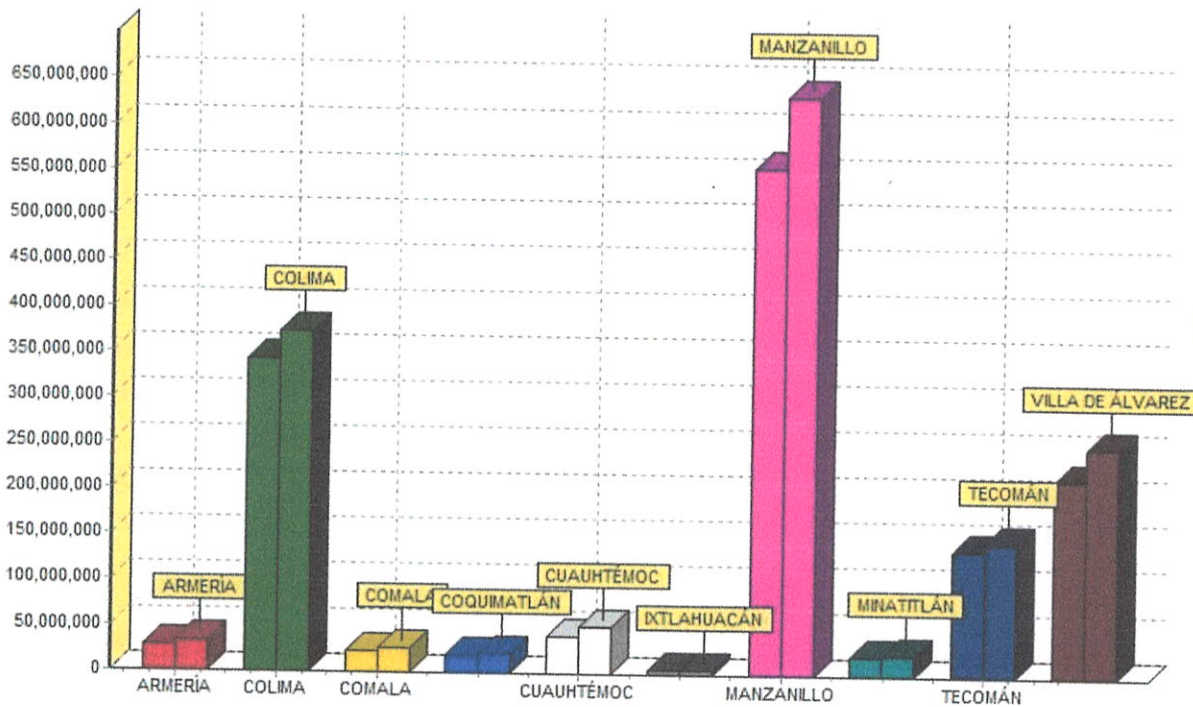
GRUPO DE TRABAJO PARA LA DETERMINACIÓN DE
LOS FACTORES PARA LA DISTRIBUCIÓN DE LAS
PARTICIPACIONES FEDERALES 2022

ANEXO 6



**COMPARATIVO DE INGRESOS PROPIOS
 DE LOS EJERCICIOS 2020 vs 2021**

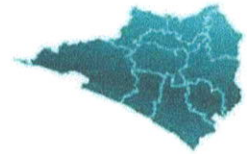
MUNICIPIO	INGRESOS 2020	INGRESOS 2021	INCREMENTO	RELATIVO	EFICIENCIA
1 ARMERÍA	\$28,727,780.70	\$33,590,133.79	\$4,862,353.09	16.9256%	13.6238%
2 COLIMA	\$343,552,107.32	\$373,368,765.62	\$29,816,658.3	8.6789%	6.9858%
3 COMALA	\$22,291,003.92	\$26,907,501.76	\$4,616,497.84	20.7101%	16.6700%
4 COQUIMATLÁN	\$20,114,973.74	\$20,598,958.50	\$483,984.76	2.4061%	1.9367%
5 CUAUHTÉMOC	\$41,337,918.24	\$51,521,969.83	\$10,184,051.5	24.6361%	19.8301%
6 IXTLAHUACÁN	\$5,855,227.38	\$5,970,440.63	\$115,213.25	1.9677%	1.5838%
7 MANZANILLO	\$556,528,733.92	\$634,465,772.02	\$77,937,038.1	14.0041%	11.2722%
8 MINATITLÁN	\$20,558,356.82	\$22,980,725.97	\$2,422,369.15	11.7829%	9.4843%
9 TECOMÁN	\$137,064,612.49	\$146,638,397.27	\$9,573,784.78	6.9849%	5.6223%
10 VILLA DE ÁLVAREZ	\$216,148,576.97	\$251,033,799.85	\$34,885,222.8	16.1395%	12.9910%
Sumas Totales :	\$1,392,179,291.50	\$1,567,076,465.24	\$174,897,173.74	124.2359%	100.0000%



Handwritten signatures and initials in blue ink are present at the bottom of the page, including a large signature on the left and several smaller ones on the right.



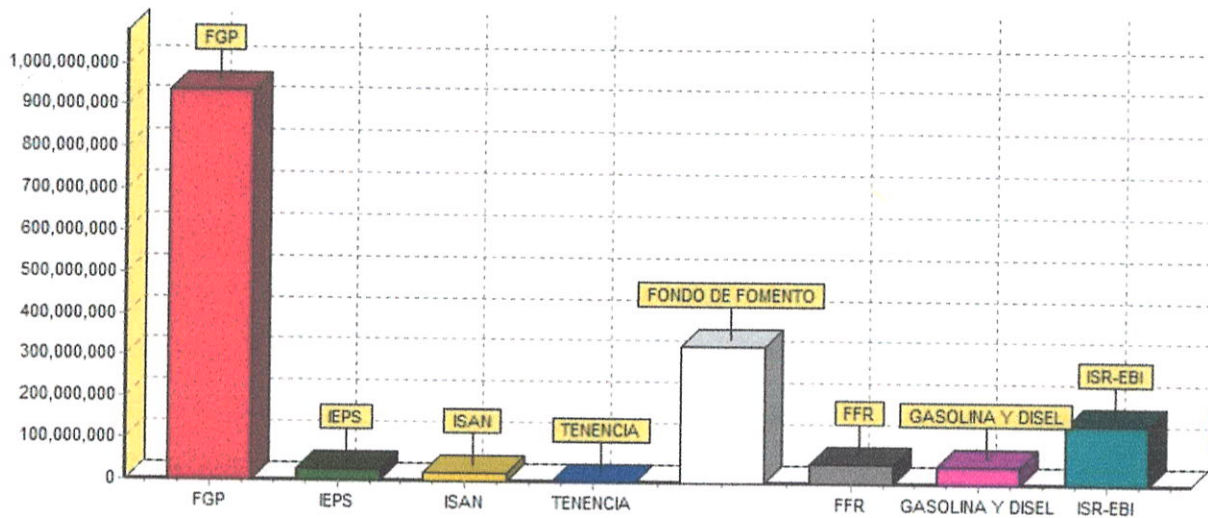
SISTEMA ESTATAL DE COORDINACION FISCAL
INSTITUTO TÉCNICO HACENDARIO DEL ESTADO DE COLIMA




MONTO REAL RECAUDADO EN EL EJERCICIO 2021
CONCILIADO EN EL EJERCICIO 2022

FGP	\$936,755,267.92
IEPS	\$25,165,456.14
ISAN	\$19,127,449.25
TENENCIA	\$1.00
FONDO DE FOMENTO	\$327,834,542.99
FFR	\$45,630,031.27
GASOLINA Y DIESEL	\$43,304,347.60
ISR-EBI	\$144,794,869.05

GRAFICA DE TOTALES POR PARTICIPACION FEDERAL



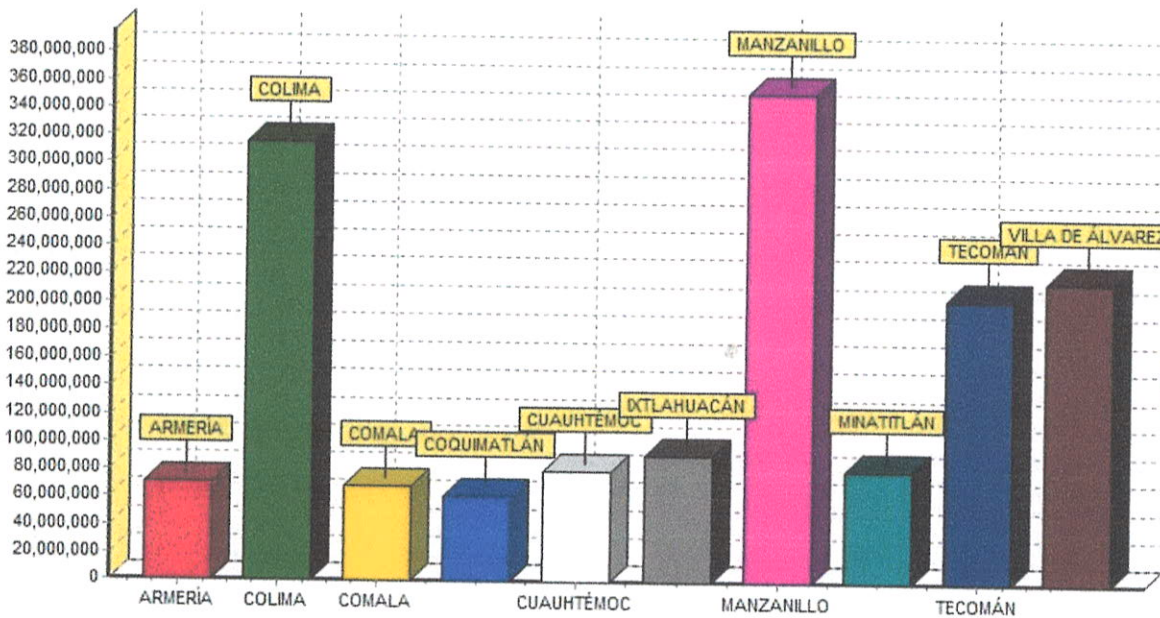
Handwritten signatures and scribbles in blue ink, including a large signature on the left and several smaller ones on the right.



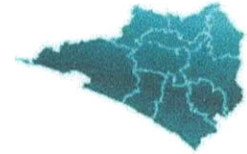
**MONTO REAL DISTRIBUIDO EN EL EJERCICIO 2021
CONCILIADO EN EL EJERCICIO 2022**

ARMERÍA	\$71,073,424.73
COLIMA	\$315,512,499.31
COMALA	\$68,337,213.95
COQUIMATLÁN	\$61,392,487.64
CUAUHTÉMOC	\$79,777,246.31
IXTLAHUACÁN	\$92,123,366.80
MANZANILLO	\$352,618,927.84
MINATITLÁN	\$81,449,244.55
TECOMÁN	\$203,720,381.28
VILLA DE ÁLVAREZ	\$216,607,172.81

GRAFICA DE TOTALES POR MUNICIPIO



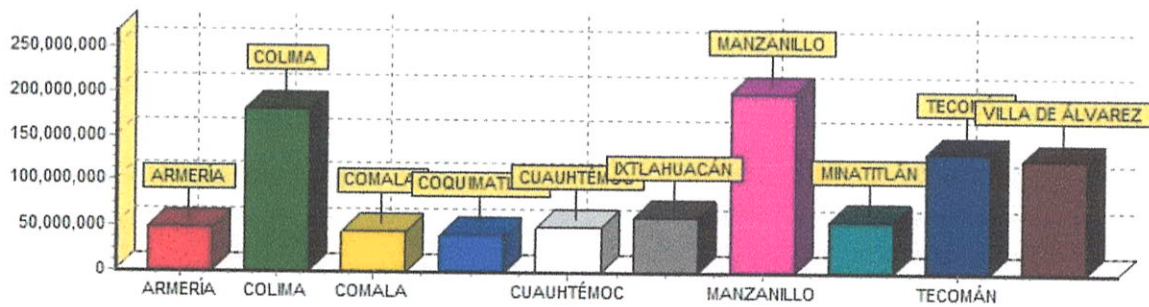
[Handwritten signatures and initials in blue ink]



**MONTO REAL DISTRIBUIDO EN EL EJERCICIO 2021
CONCILIADO EN EL EJERCICIO 2022**

1 FGP

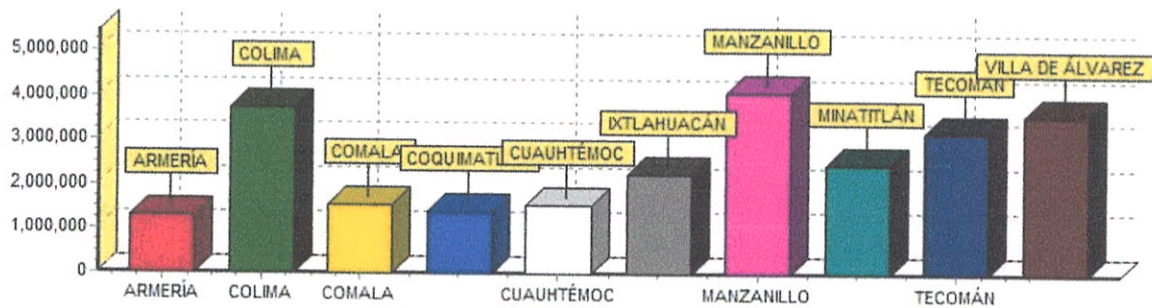
1	ARMERÍA	\$47,072,829.62
2	COLIMA	\$181,064,273.23
3	COMALA	\$44,814,108.76
4	COQUIMATLÁN	\$40,300,167.34
5	CUAUHTÉMOC	\$49,566,315.71
6	IXTLAHUACÁN	\$60,347,475.56
7	MANZANILLO	\$199,824,745.65
8	MINATITLÁN	\$56,593,213.56
9	TECOMÁN	\$132,066,085.35
10	VILLA DE ÁLVAREZ	\$125,106,053.14



Suma Total : \$936,755,267.92

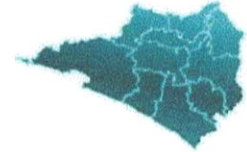
2 IEPS

1	ARMERÍA	\$1,315,891.93
2	COLIMA	\$3,719,160.07
3	COMALA	\$1,555,267.64
4	COQUIMATLÁN	\$1,404,678.21
5	CUAUHTÉMOC	\$1,572,353.10
6	IXTLAHUACÁN	\$2,253,049.61
7	MANZANILLO	\$4,097,321.73
8	MINATITLÁN	\$2,471,825.39
9	TECOMÁN	\$3,182,160.87
10	VILLA DE ÁLVAREZ	\$3,593,747.59



Suma Total : \$25,165,456.14

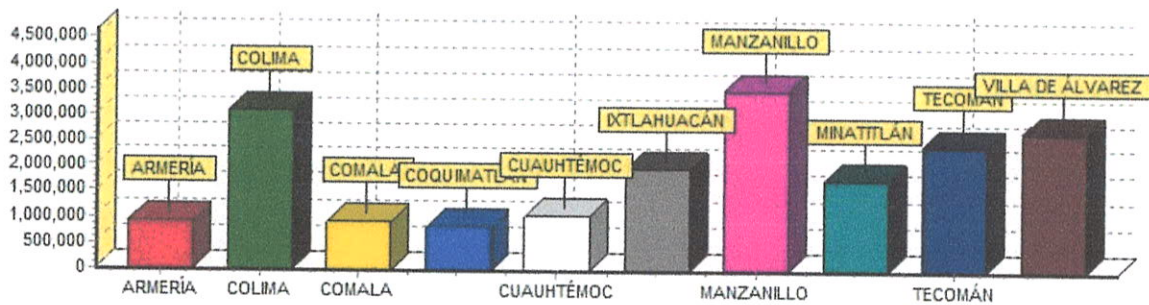
(Handwritten signatures and marks in blue ink)



**MONTO REAL DISTRIBUIDO EN EL EJERCICIO 2021
CONCILIADO EN EL EJERCICIO 2022**

3 ISAN

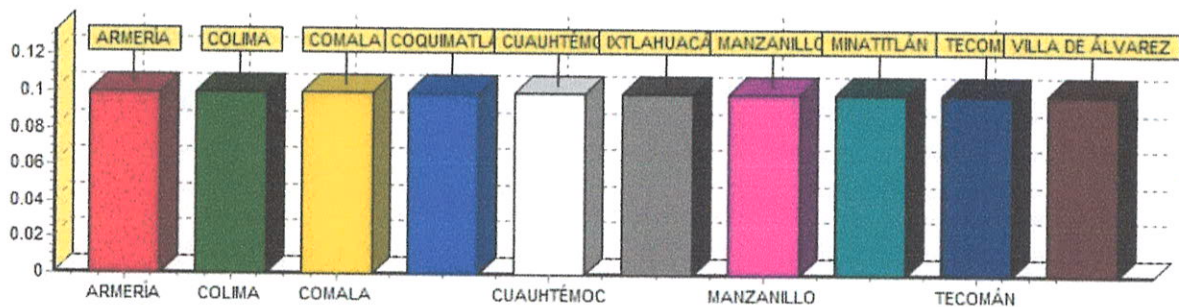
1	ARMERÍA	\$933,796.91
2	COLIMA	\$3,081,532.88
3	COMALA	\$936,754.01
4	COQUIMATLÁN	\$848,742.50
5	CUAUHTÉMOC	\$1,039,233.14
6	IXTLAHUACÁN	\$1,959,265.17
7	MANZANILLO	\$3,494,303.81
8	MINATITLÁN	\$1,739,234.67
9	TECOMÁN	\$2,407,758.34
10	VILLA DE ÁLVAREZ	\$2,686,827.82



Suma Total : \$19,127,449.25

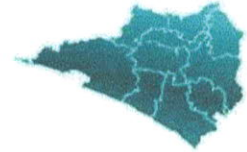
4 TENENCIA

1	ARMERÍA	\$0.10
2	COLIMA	\$0.10
3	COMALA	\$0.10
4	COQUIMATLÁN	\$0.10
5	CUAUHTÉMOC	\$0.10
6	IXTLAHUACÁN	\$0.10
7	MANZANILLO	\$0.10
8	MINATITLÁN	\$0.10
9	TECOMÁN	\$0.10
10	VILLA DE ÁLVAREZ	\$0.10



Suma Total : \$1.00

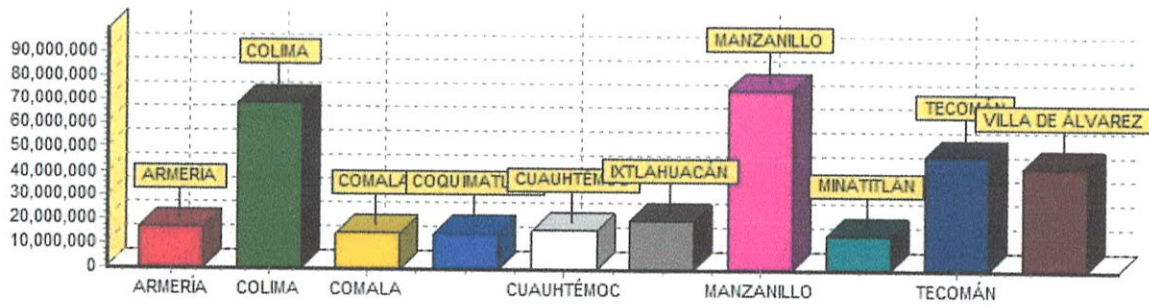
(Handwritten signatures and initials in blue ink)



**MONTO REAL DISTRIBUIDO EN EL EJERCICIO 2021
CONCILIADO EN EL EJERCICIO 2022**

5 FONDO DE FOMENTO

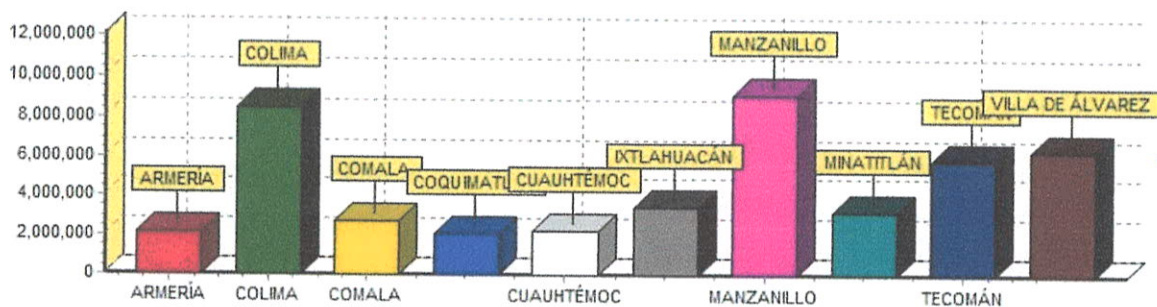
1	ARMERÍA	\$16,275,967.09
2	COLIMA	\$68,455,936.67
3	COMALA	\$14,292,817.44
4	COQUIMATLÁN	\$14,663,858.13
5	CUAUHTÉMOC	\$16,103,155.22
6	IXTLAHUACÁN	\$19,926,305.93
7	MANZANILLO	\$74,718,291.14
8	MINATITLÁN	\$14,170,391.83
9	TECOMÁN	\$46,816,077.42
10	VILLA DE ÁLVAREZ	\$42,411,742.12



Suma Total : \$327,834,542.99


6 FFR

1	ARMERÍA	\$2,150,426.90
2	COLIMA	\$8,456,209.26
3	COMALA	\$2,753,878.54
4	COQUIMATLÁN	\$2,077,642.26
5	CUAUHTÉMOC	\$2,261,706.88
6	IXTLAHUACÁN	\$3,500,334.44
7	MANZANILLO	\$9,110,161.21
8	MINATITLÁN	\$3,229,600.34
9	TECOMÁN	\$5,792,021.82
10	VILLA DE ÁLVAREZ	\$6,298,049.62



Suma Total : \$45,630,031.27

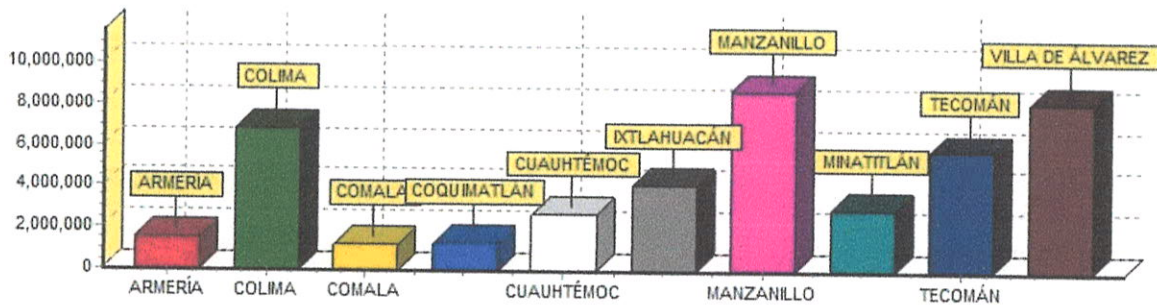
[Handwritten signatures and initials in blue ink]



**MONTO REAL DISTRIBUIDO EN EL EJERCICIO 2021
CONCILIADO EN EL EJERCICIO 2022**

7 GASOLINA Y DIESEL

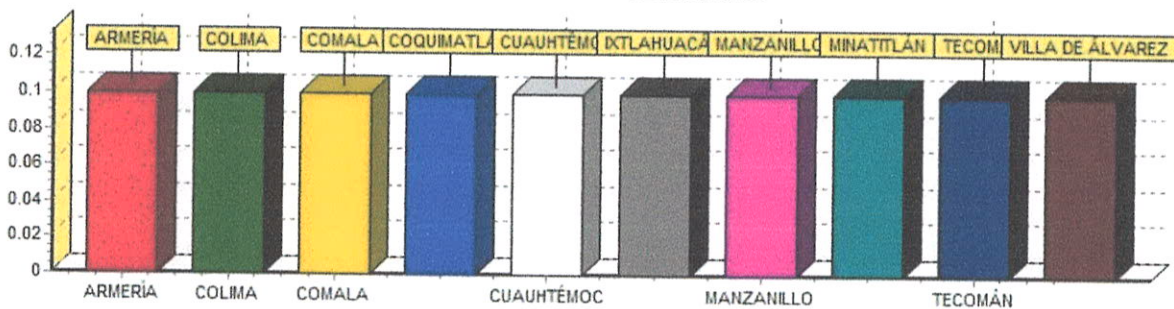
1	ARMERÍA	\$1,544,856.49
2	COLIMA	\$6,870,162.89
3	COMALA	\$1,222,602.35
4	COQUIMATLÁN	\$1,284,145.05
5	CUAUHTÉMOC	\$2,729,754.63
6	IXTLAHUACÁN	\$4,063,710.48
7	MANZANILLO	\$8,702,637.31
8	MINATITLÁN	\$2,927,143.99
9	TECOMÁN	\$5,802,030.49
10	VILLA DE ÁLVAREZ	\$8,157,303.92



Suma Total : \$43,304,347.60

8 ISR-EBI

1	ARMERÍA	\$1,779,655.69
2	COLIMA	\$43,865,224.21
3	COMALA	\$2,761,785.11
4	COQUIMATLÁN	\$813,254.05
5	CUAUHTÉMOC	\$6,504,727.53
6	IXTLAHUACÁN	\$73,225.51
7	MANZANILLO	\$52,671,466.89
8	MINATITLÁN	\$317,834.67
9	TECOMÁN	\$7,654,246.89
10	VILLA DE ÁLVAREZ	\$28,353,448.50



Suma Total : \$144,794,869.05

[Handwritten signatures and scribbles in blue ink]