




GRUPO DE TRABAJO PARA LA DETERMINACIÓN DE
LOS FACTORES PARA LA DISTRIBUCIÓN DE LAS
PARTICIPACIONES FEDERALES 2023

ANEXO 4

Handwritten signatures in blue ink, including a large signature on the right side and several smaller ones scattered below.



SISTEMA ESTATAL DE COORDINACION FISCAL
INSTITUTO TÉCNICO HACENDARIO DEL ESTADO DE COLIMA



INGRESOS PROPIOS 2021
CIFRAS AJUSTADAS EN EL EJERCICIO 2022

1	ARMERÍA	\$33,590,133.79	2.1400%
2	COLIMA	\$373,368,765.62	23.8300%
3	COMALA	\$26,907,501.76	1.7200%
4	COQUIMATLÁN	\$20,598,958.50	1.3100%
5	CUAUHTÉMOC	\$51,521,969.83	3.2900%
6	IXTLAHUACÁN	\$5,970,440.63	0.3800%
7	MANZANILLO	\$634,465,772.02	40.4900%
8	MINATITLÁN	\$22,980,725.97	1.4700%
9	TECOMÁN	\$146,638,397.27	9.3600%
10	VILLA DE ÁLVAREZ	\$251,033,799.85	16.0200%



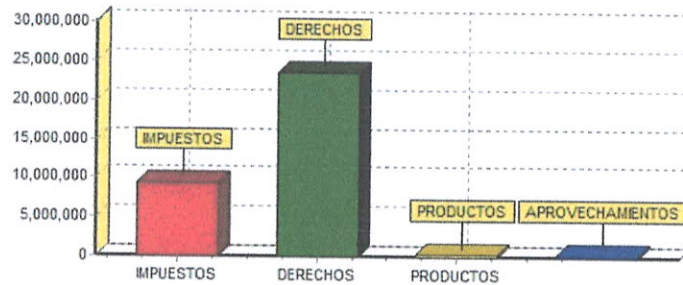
SISTEMA ESTATAL DE COORDINACION FISCAL
INSTITUTO TÉCNICO HACENDARIO DEL ESTADO DE COLIMA



INGRESOS PROPIOS 2021
CIFRAS AJUSTADAS EN EL EJERCICIO 2022

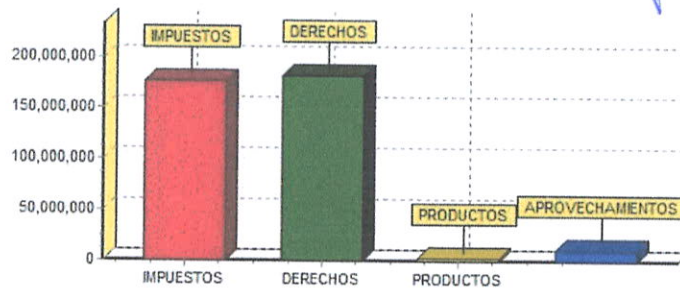
ARMERÍA	\$33,590,133.79	2.1400 %
----------------	------------------------	-----------------

CONCEPTO	IMPORTE
IMPUESTOS	\$9,330,945.32
DERECHOS	\$23,569,785.09
PRODUCTOS	\$331,888.69
APROVECHAMIENTOS	\$357,514.69
Suma Total :	\$33,590,133.79



COLIMA	\$373,368,765.62	23.8300 %
---------------	-------------------------	------------------

CONCEPTO	IMPORTE
IMPUESTOS	\$176,801,961.91
DERECHOS	\$181,866,112.95
PRODUCTOS	\$3,172,754.78
APROVECHAMIENTOS	\$11,527,935.98
Suma Total :	\$373,368,765.62



(Handwritten signatures and scribbles in blue ink are present throughout the page, including a large signature at the top right and several others at the bottom.)



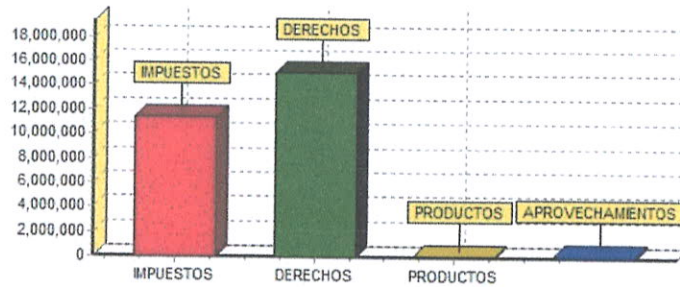
SISTEMA ESTATAL DE COORDINACION FISCAL
INSTITUTO TÉCNICO HACENDARIO DEL ESTADO DE COLIMA



INGRESOS PROPIOS 2021
CIFRAS AJUSTADAS EN EL EJERCICIO 2022

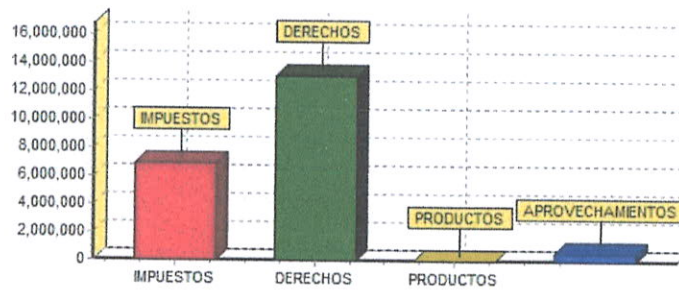
COMALA	\$26,907,501.76	1.7200 %
---------------	------------------------	-----------------

CONCEPTO	IMPORTE
IMPUESTOS	\$11,440,848.36
DERECHOS	\$15,087,832.14
PRODUCTOS	\$151,362.61
APROVECHAMIENTOS	\$227,458.65
Suma Total :	\$26,907,501.76



COQUIMATLÁN	\$20,598,958.50	1.3100 %
--------------------	------------------------	-----------------


CONCEPTO	IMPORTE
IMPUESTOS	\$6,911,915.45
DERECHOS	\$13,083,504.78
PRODUCTOS	\$2,240.50
APROVECHAMIENTOS	\$601,297.77
Suma Total :	\$20,598,958.50



(Handwritten signatures and scribbles in blue ink are present throughout the page, including a large signature at the top right and several others at the bottom.)



SISTEMA ESTATAL DE COORDINACION FISCAL
INSTITUTO TÉCNICO HACENDARIO DEL ESTADO DE COLIMA

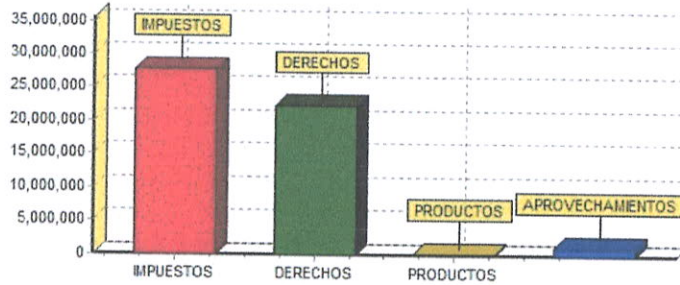


INGRESOS PROPIOS 2021
CIFRAS AJUSTADAS EN EL EJERCICIO 2022

CUAUHTÉMOC	\$51,521,969.83	3.2900 %
-------------------	------------------------	-----------------

CONCEPTO	IMPORTE
IMPUESTOS	\$27,730,677.22
DERECHOS	\$22,287,104.43
PRODUCTOS	\$185,889.64
APROVECHAMIENTOS	\$1,318,298.54

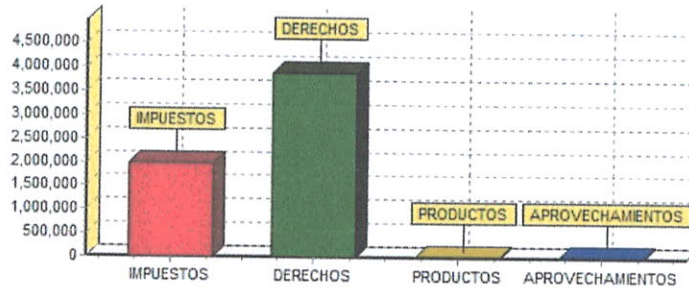
Suma Total : **\$51,521,969.83**



IXTLAHUACÁN	\$5,970,440.63	0.3800 %
--------------------	-----------------------	-----------------

CONCEPTO	IMPORTE
IMPUESTOS	\$1,998,313.52
DERECHOS	\$3,890,340.60
PRODUCTOS	\$38,624.96
APROVECHAMIENTOS	\$43,161.55

Suma Total : **\$5,970,440.63**



Handwritten signatures and scribbles in blue ink are present throughout the page, including a large signature on the right side and several smaller ones at the bottom.



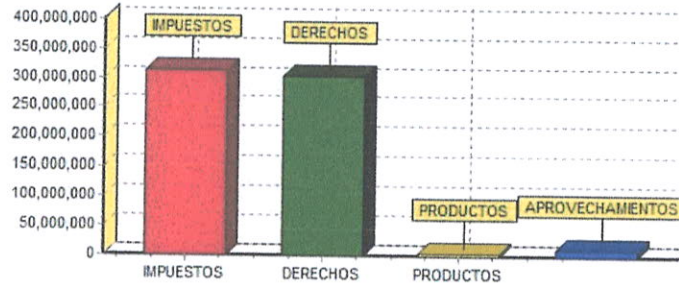
SISTEMA ESTATAL DE COORDINACION FISCAL
INSTITUTO TÉCNICO HACENDARIO DEL ESTADO DE COLIMA



INGRESOS PROPIOS 2021
CIFRAS AJUSTADAS EN EL EJERCICIO 2022

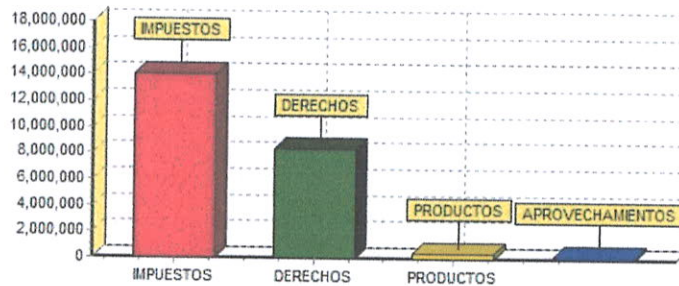
MANZANILLO	\$634,465,772.02	40.4900 %
-------------------	-------------------------	------------------

CONCEPTO	IMPORTE
IMPUESTOS	\$313,356,696.94
DERECHOS	\$304,031,724.11
PRODUCTOS	\$4,129,629.08
APROVECHAMIENTOS	\$12,947,721.89
Suma Total :	\$634,465,772.02



MINATITLÁN	\$22,980,725.97	1.4700 %
-------------------	------------------------	-----------------


CONCEPTO	IMPORTE
IMPUESTOS	\$14,042,633.74
DERECHOS	\$8,319,141.91
PRODUCTOS	\$457,152.15
APROVECHAMIENTOS	\$161,798.17
Suma Total :	\$22,980,725.97



Handwritten signatures and scribbles in blue ink at the bottom of the page.



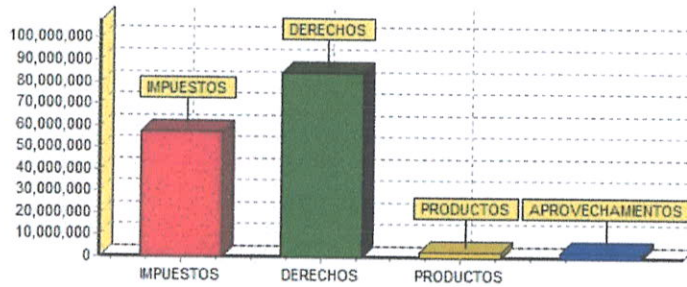
SISTEMA ESTATAL DE COORDINACION FISCAL
INSTITUTO TÉCNICO HACENDARIO DEL ESTADO DE COLIMA



INGRESOS PROPIOS 2021
CIFRAS AJUSTADAS EN EL EJERCICIO 2022

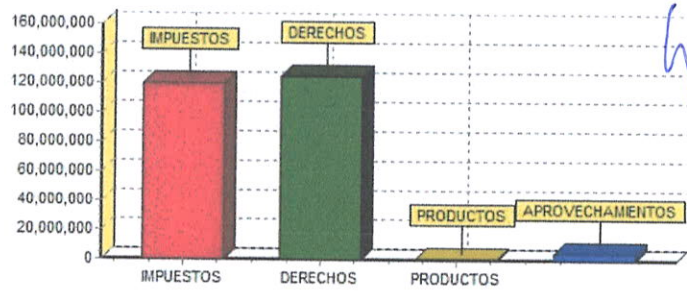
TECOMÁN	\$146,638,397.27	9.3600 %
----------------	-------------------------	-----------------

CONCEPTO	IMPORTE
IMPUESTOS	\$57,301,320.70
DERECHOS	\$84,229,021.81
PRODUCTOS	\$2,693,663.71
APROVECHAMIENTOS	\$2,414,391.05
Suma Total :	\$146,638,397.27



VILLA DE ÁLVAREZ	\$251,033,799.85	16.0200 %
-------------------------	-------------------------	------------------

CONCEPTO	IMPORTE
IMPUESTOS	\$120,063,158.32
DERECHOS	\$125,122,114.35
PRODUCTOS	\$721,223.27
APROVECHAMIENTOS	\$5,127,303.91
Suma Total :	\$251,033,799.85



(Handwritten signatures and scribbles in blue ink are present throughout the page, including a large signature at the top right and several others at the bottom.)