

GRUPO DE TRABAJO PARA LA DETERMINACIÓN DE
LOS FACTORES PARA LA DISTRIBUCIÓN DE LAS
PARTICIPACIONES FEDERALES 2023

ANEXO 5



SISTEMA ESTATAL DE COORDINACION FISCAL
INSTITUTO TÉCNICO HACENDARIO DEL ESTADO DE COLIMA



INGRESOS PROPIOS 2022
CIFRAS AJUSTADAS EN EL EJERCICIO 2023

1	ARMERÍA	\$39,516,215.27	2.2300%
2	COLIMA	\$409,054,150.01	23.1100%
3	COMALA	\$30,415,367.28	1.7200%
4	COQUIMATLÁN	\$24,978,203.53	1.4100%
5	CUAUHTÉMOC	\$56,784,866.44	3.2100%
6	IXTLAHUAGÁN	\$6,866,743.88	0.3900%
7	MANZANILLO	\$739,233,823.60	41.7600%
8	MINATITLÁN	\$24,733,638.68	1.4000%
9	TECOMÁN	\$160,385,761.83	9.0600%
10	VILLA DE ÁLVAREZ	\$278,430,396.17	15.7300%

[Handwritten scribble]

[Handwritten signature]

[Large handwritten scribbles and signatures]

[Handwritten mark]

[Handwritten mark]

[Handwritten mark]

[Handwritten mark]

[Handwritten signature]



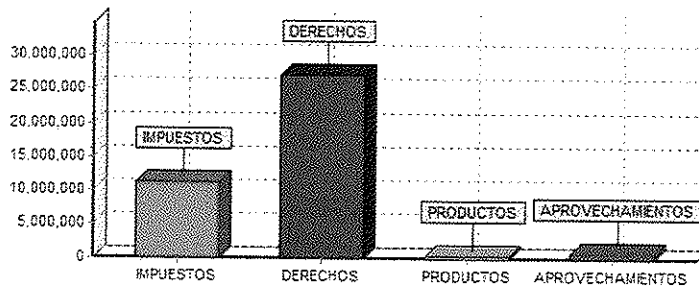
SISTEMA ESTATAL DE COORDINACION FISCAL
INSTITUTO TÉCNICO HACENDARIO DEL ESTADO DE COLIMA



INGRESOS PROPIOS 2022
CIFRAS AJUSTADAS EN EL EJERCICIO 2023

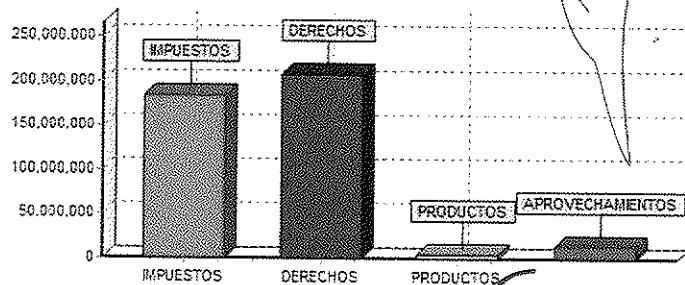
ARMERÍA	\$39,516,215.27	2.2300 %
----------------	------------------------	-----------------

CONCEPTO	IMPORTE
IMPUESTOS	\$11,157,631.33
DERECHOS	\$27,168,943.00
PRODUCTOS	\$349,115.57
APROVECHAMIENTOS	\$840,525.37
Suma Total : \$39,516,215.27	



COLIMA	\$409,054,150.01	23.1100 %
---------------	-------------------------	------------------

CONCEPTO	IMPORTE
IMPUESTOS	\$183,019,055.21
DERECHOS	\$207,487,188.14
PRODUCTOS	\$4,495,352.78
APROVECHAMIENTOS	\$14,052,553.88
Suma Total : \$409,054,150.01	



Handwritten signatures and scribbles are present throughout the page, including a large signature on the right side and several smaller ones at the bottom.



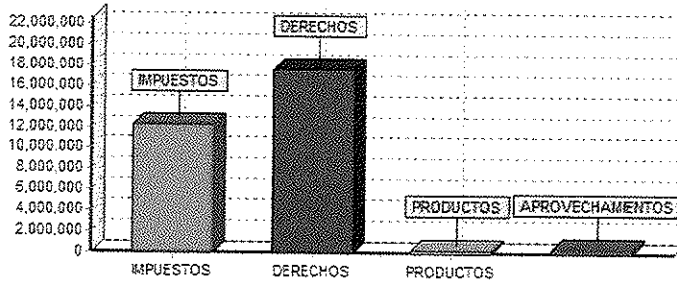
SISTEMA ESTATAL DE COORDINACION FISCAL
INSTITUTO TÉCNICO HACENDARIO DEL ESTADO DE COLIMA



INGRESOS PROPIOS 2022
CIFRAS AJUSTADAS EN EL EJERCICIO 2023

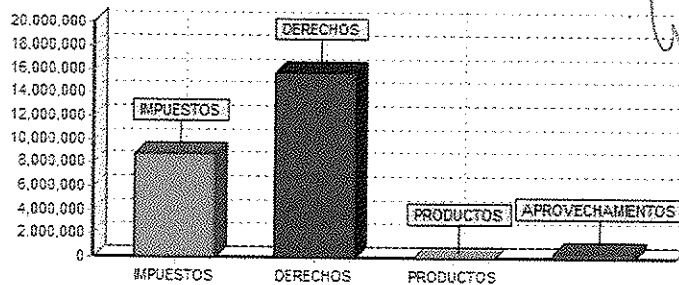
COMALA	\$30,415,367.28	1.7200 %
---------------	------------------------	-----------------

CONCEPTO	IMPORTE
IMPUESTOS	\$12,247,189.17
DERECHOS	\$17,572,464.58
PRODUCTOS	\$208,070.00
APROVECHAMIENTOS	\$387,643.53
Suma Total :	\$30,415,367.28



COQUIMATLÁN	\$24,978,203.53	1.4100 %
--------------------	------------------------	-----------------

CONCEPTO	IMPORTE
IMPUESTOS	\$8,812,437.70
DERECHOS	\$15,712,526.66
PRODUCTOS	\$13,711.62
APROVECHAMIENTOS	\$439,527.55
Suma Total :	\$24,978,203.53



(Handwritten signatures and scribbles are present throughout the page, including a large signature on the right side and several scribbles at the bottom.)



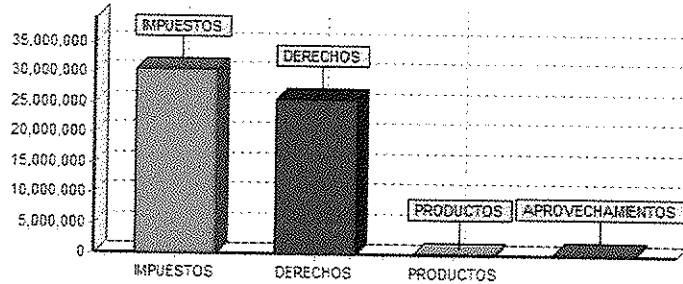
SISTEMA ESTATAL DE COORDINACION FISCAL
INSTITUTO TÉCNICO HACENDARIO DEL ESTADO DE COLIMA



INGRESOS PROPIOS 2022
CIFRAS AJUSTADAS EN EL EJERCICIO 2023

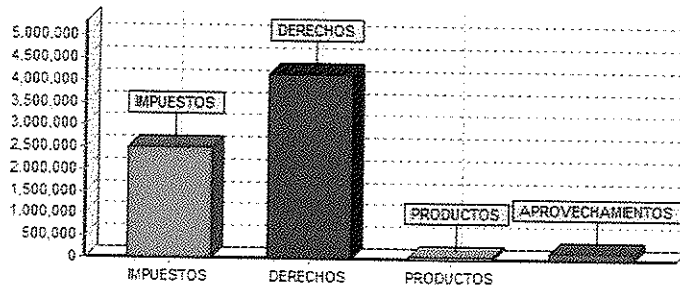
CUAUHTÉMOC	\$56,784,866.44	3.2100 %
-------------------	------------------------	-----------------

CONCEPTO	IMPORTE
IMPUESTOS	\$30,477,529.46
DERECHOS	\$25,585,229.90
PRODUCTOS	\$255,434.83
APROVECHAMIENTOS	\$466,672.25
Suma Total :	\$56,784,866.44



IXTLAHUACÁN	\$6,866,743.88	0.3900 %
--------------------	-----------------------	-----------------

CONCEPTO	IMPORTE
IMPUESTOS	\$2,506,677.31
DERECHOS	\$4,157,001.63
PRODUCTOS	\$50,140.46
APROVECHAMIENTOS	\$152,924.48
Suma Total :	\$6,866,743.88



Handwritten signatures and scribbles are present throughout the page, including a large signature at the top right, another at the middle right, and several at the bottom.



SISTEMA ESTATAL DE COORDINACION FISCAL
INSTITUTO TÉCNICO HACENDARIO DEL ESTADO DE COLIMA

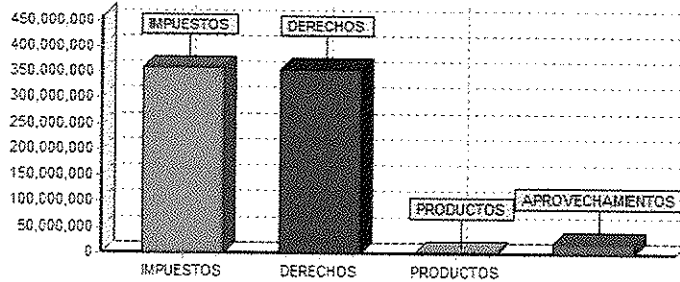


INGRESOS PROPIOS 2022
CIFRAS AJUSTADAS EN EL EJERCICIO 2023

MANZANILLO	\$739,233,823.60	41.7600 %
-------------------	-------------------------	------------------

CONCEPTO	IMPORTE
IMPUESTOS	\$358,134,244.42
DERECHOS	\$354,792,867.93
PRODUCTOS	\$3,730,028.38
APROVECHAMIENTOS	\$22,576,682.87

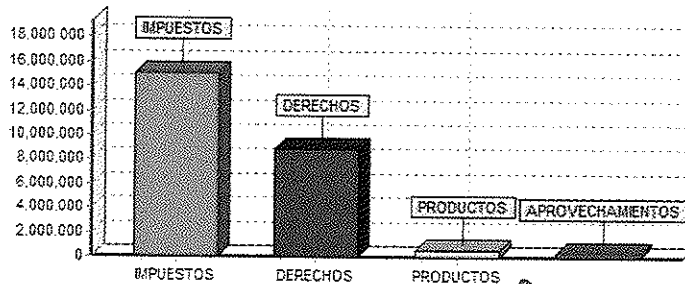
Suma Total : \$739,233,823.60



MINATITLÁN	\$24,733,638.68	1.4000 %
-------------------	------------------------	-----------------

CONCEPTO	IMPORTE
IMPUESTOS	\$15,047,682.50
DERECHOS	\$8,806,879.90
PRODUCTOS	\$539,997.61
APROVECHAMIENTOS	\$339,078.67

Suma Total : \$24,733,638.68



(Handwritten signatures and scribbles are present throughout the page, including a large signature at the top right and several others at the bottom.)



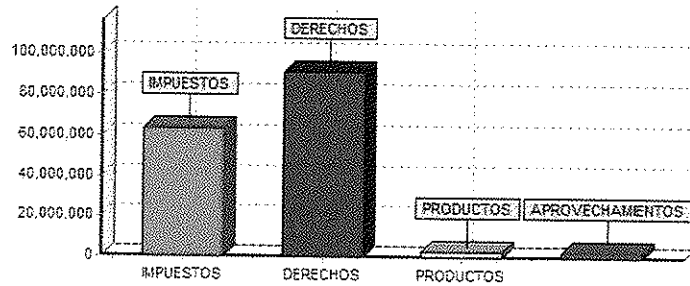
SISTEMA ESTATAL DE COORDINACION FISCAL
INSTITUTO TÉCNICO HACENDARIO DEL ESTADO DE COLIMA



INGRESOS PROPIOS 2022
CIFRAS AJUSTADAS EN EL EJERCICIO 2023

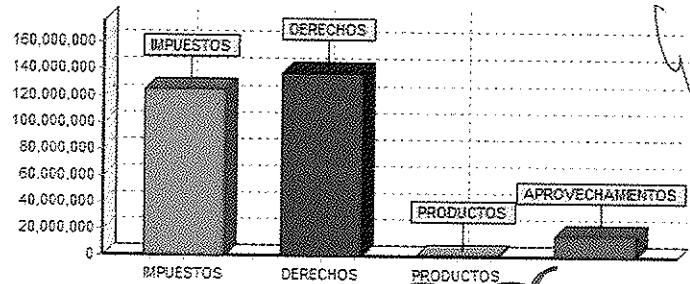
TECOMÁN	\$160,385,761.83	9.0600 %
----------------	-------------------------	-----------------

CONCEPTO	IMPORTE
IMPUESTOS	\$63,519,999.52
DERECHOS	\$91,262,814.19
PRODUCTOS	\$2,737,025.14
APROVECHAMIENTOS	\$2,865,922.98
Suma Total :	\$160,385,761.83



VILLA DE ÁLVAREZ	\$278,430,396.17	15.7300 %
-------------------------	-------------------------	------------------

CONCEPTO	IMPORTE
IMPUESTOS	\$124,890,477.91
DERECHOS	\$137,334,591.32
PRODUCTOS	\$856,368.59
APROVECHAMIENTOS	\$15,348,958.35
Suma Total :	\$278,430,396.17



(Handwritten signatures and scribbles are present throughout the page, including a large signature at the top right and several others at the bottom.)