



GRUPO DE TRABAJO PARA LA DETERMINACIÓN DE  
LOS FACTORES PARA LA DISTRIBUCIÓN DE LAS  
PARTICIPACIONES FEDERALES 2023

---

# ANEXO 7

A collection of approximately ten handwritten signatures and initials in black ink, scattered across the lower right portion of the page. The signatures vary in style, including some that are highly stylized and others that are more legible. One signature on the left appears to be a circular stamp or mark.



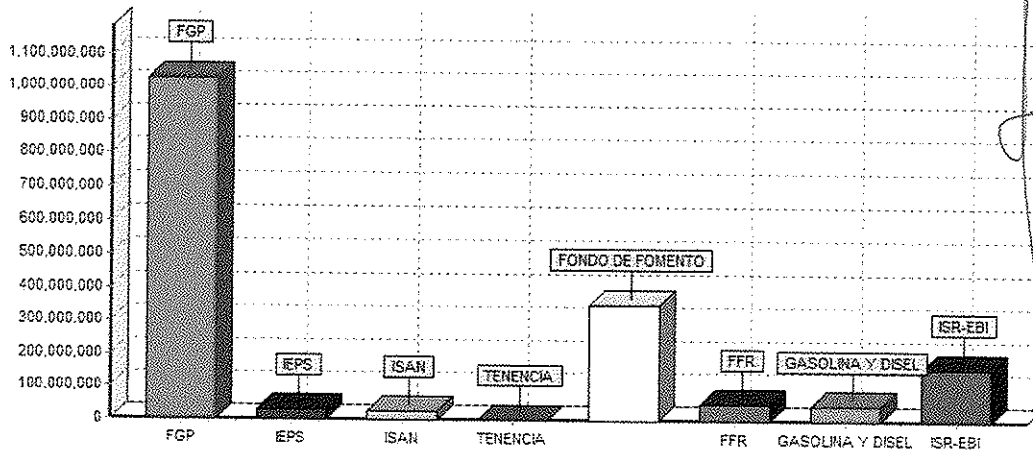
**SISTEMA ESTATAL DE COORDINACION FISCAL**  
**INSTITUTO TÉCNICO HACENDARIO DEL ESTADO DE COLIMA**



**MONTO REAL RECAUDADO EN EL EJERCICIO 2022**  
**CONCILIADO EN EL EJERCICIO 2023**

FGP	\$1,027,036,727.01
IEPS	\$29,624,668.04
ISAN	\$25,580,930.61
TENENCIA	\$350.41
FONDO DE FOMENTO	\$353,844,001.00
FFR	\$50,164,206.26
GASOLINA Y DIESEL	\$46,971,920.80
ISR-EBI	\$161,032,241.05

**GRAFICA DE TOTALES POR PARTICIPACION FEDERAL**



Handwritten signatures and scribbles are present throughout the page, including a large signature at the top right, another at the middle right, and several at the bottom.



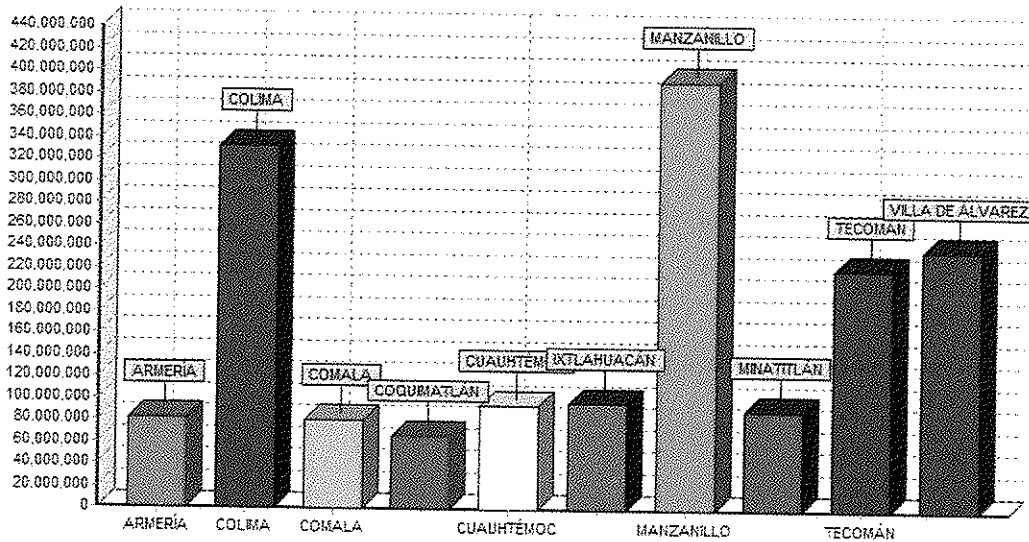
**SISTEMA ESTATAL DE COORDINACION FISCAL**  
**INSTITUTO TÉCNICO HACENDARIO DEL ESTADO DE COLIMA**



**MONTO REAL DISTRIBUIDO EN EL EJERCICIO 2022**  
**CONCILIADO EN EL EJERCICIO 2023**

ARMERÍA	\$81,312,101.09
COLIMA	\$331,891,453.86
COMALA	\$80,008,593.85
COQUIMATLÁN	\$66,300,885.88
CUAUHTÉMOC	\$94,746,045.31
IXTLAHUACÁN	\$96,777,638.13
MANZANILLO	\$392,264,551.80
MINATITLÁN	\$90,796,787.07
TECOMÁN	\$221,156,060.06
VILLA DE ÁLVAREZ	\$239,000,928.13

**GRAFICA DE TOTALES POR MUNICIPIO**





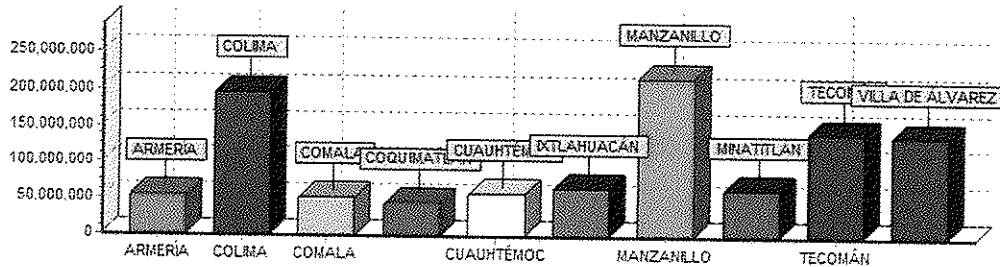
**SISTEMA ESTATAL DE COORDINACION FISCAL**  
**INSTITUTO TÉCNICO HACENDARIO DEL ESTADO DE COLIMA**



**MONTO REAL DISTRIBUIDO EN EL EJERCICIO 2022**  
**CONCILIADO EN EL EJERCICIO 2023**

**1 FGP**

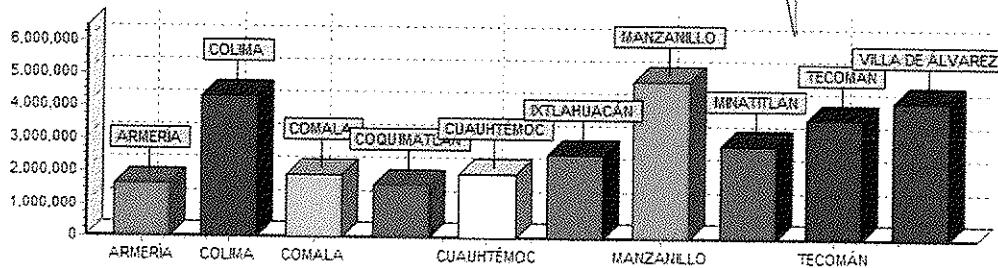
1	ARMERÍA	\$53,888,086.04
2	COLIMA	\$194,684,385.79
3	COMALA	\$52,320,612.30
4	COQUIMATLÁN	\$43,435,246.92
5	CUAUHTÉMOC	\$58,319,951.35
6	IXTLAHUACÁN	\$64,877,190.89
7	MANZANILLO	\$216,436,263.99
8	MINATITLÁN	\$62,604,450.93
9	TECOMÁN	\$142,246,685.00
10	VILLA DE ÁLVAREZ	\$138,223,853.80



**Suma Total : \$1,027,036,727.01**

**2 IEPS**

1	ARMERÍA	\$1,618,927.89
2	COLIMA	\$4,338,425.67
3	COMALA	\$1,908,106.27
4	COQUIMATLÁN	\$1,605,851.23
5	CUAUHTÉMOC	\$1,961,742.10
6	IXTLAHUACÁN	\$2,564,272.91
7	MANZANILLO	\$4,830,987.41
8	MINATITLÁN	\$2,858,048.83
9	TECOMÁN	\$3,690,628.35
10	VILLA DE ÁLVAREZ	\$4,247,677.38



**Suma Total : \$29,624,668.04**

Handwritten signatures and scribbles at the bottom of the page.



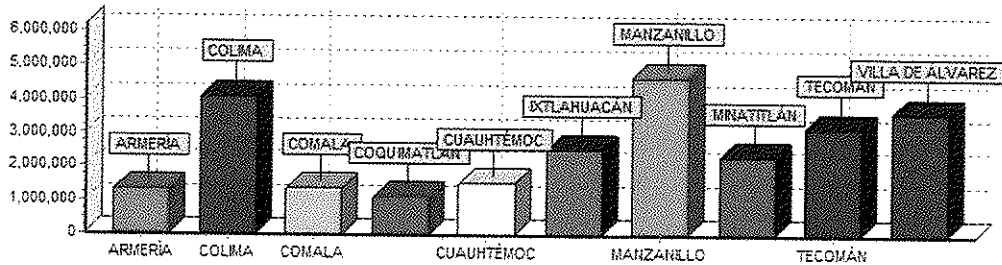
**SISTEMA ESTATAL DE COORDINACION FISCAL**  
**INSTITUTO TÉCNICO HACENDARIO DEL ESTADO DE COLIMA**



**MONTO REAL DISTRIBUIDO EN EL EJERCICIO 2022**  
**CONCILIADO EN EL EJERCICIO 2023**

**3 ISAN**

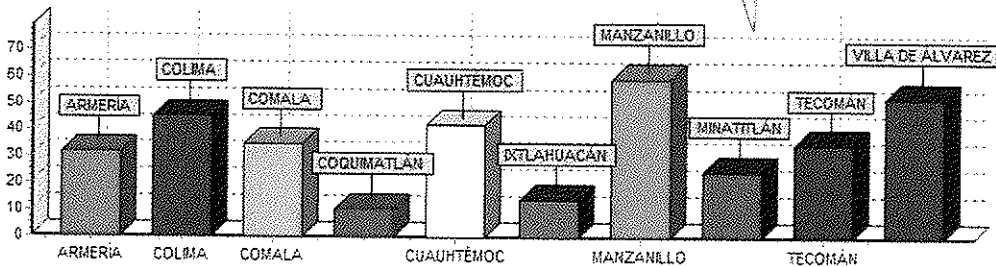
1	ARMERÍA	\$1,324,876.81
2	COLIMA	\$4,057,134.32
3	COMALA	\$1,353,380.88
4	COQUIMATLÁN	\$1,108,539.14
5	CUAUHTÉMOC	\$1,515,262.37
6	IXTLAHUACÁN	\$2,508,875.61
7	MANZANILLO	\$4,644,381.42
8	MINATITLÁN	\$2,287,824.13
9	TECOMÁN	\$3,165,940.74
10	VILLA DE ÁLVAREZ	\$3,614,715.19



**Suma Total : \$25,580,930.61**

**4 TENENCIA**

1	ARMERÍA	\$31.54
2	COLIMA	\$45.55
3	COMALA	\$35.04
4	COQUIMATLÁN	\$10.51
5	CUAUHTÉMOC	\$42.05
6	IXTLAHUACÁN	\$14.02
7	MANZANILLO	\$59.57
8	MINATITLÁN	\$24.53
9	TECOMÁN	\$35.04
10	VILLA DE ÁLVAREZ	\$52.56



**Suma Total : \$350.41**

*(Handwritten signatures and scribbles)*



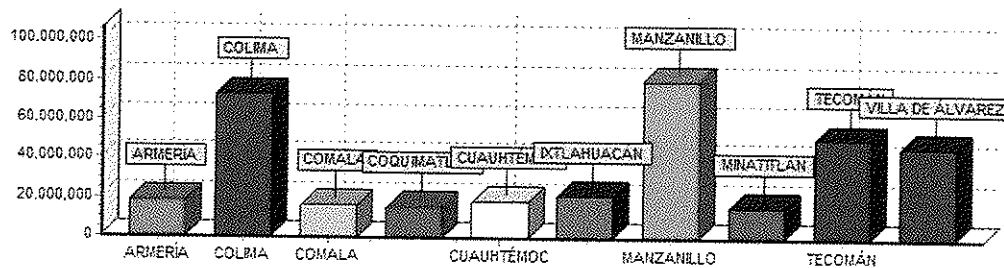
**SISTEMA ESTATAL DE COORDINACION FISCAL**  
**INSTITUTO TÉCNICO HACENDARIO DEL ESTADO DE COLIMA**



**MONTO REAL DISTRIBUIDO EN EL EJERCICIO 2022**  
**CONCILIADO EN EL EJERCICIO 2023**

**5 FONDO DE FOMENTO**

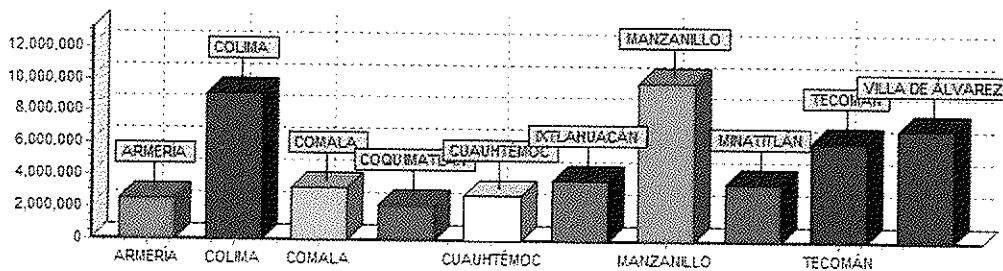
1	ARMERÍA	\$18,227,016.49
2	COLIMA	\$72,543,584.73
3	COMALA	\$16,404,827.48
4	COQUIMATLÁN	\$15,586,210.76
5	CUAUHTÉMOC	\$18,575,974.73
6	IXTLAHUACÁN	\$21,197,823.90
7	MANZANILLO	\$79,654,876.68
8	MINATITLÁN	\$15,732,067.27
9	TECOMÁN	\$49,775,276.72
10	VILLA DE ÁLVAREZ	\$46,146,342.24



**Suma Total : \$353,844,001.00**

**6 FFR**

1	ARMERÍA	\$2,537,612.43
2	COLIMA	\$9,062,023.74
3	COMALA	\$3,200,430.50
4	COQUIMATLÁN	\$2,219,514.79
5	CUAUHTÉMOC	\$2,782,876.40
6	IXTLAHUACÁN	\$3,722,246.00
7	MANZANILLO	\$9,877,016.37
8	MINATITLÁN	\$3,545,715.45
9	TECOMÁN	\$6,238,453.62
10	VILLA DE ÁLVAREZ	\$6,978,316.96



**Suma Total : \$50,164,206.26**

Handwritten signatures and scribbles at the bottom of the page.



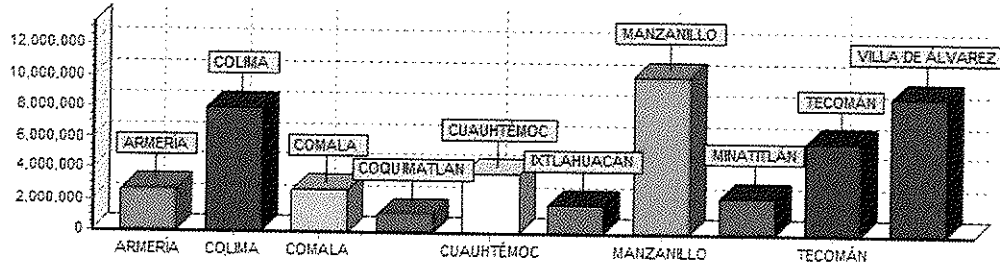
**SISTEMA ESTATAL DE COORDINACION FISCAL**  
**INSTITUTO TÉCNICO HACENDARIO DEL ESTADO DE COLIMA**



**MONTO REAL DISTRIBUIDO EN EL EJERCICIO 2022**  
**CONCILIADO EN EL EJERCICIO 2023**

**7 GASOLINA Y DIESEL**

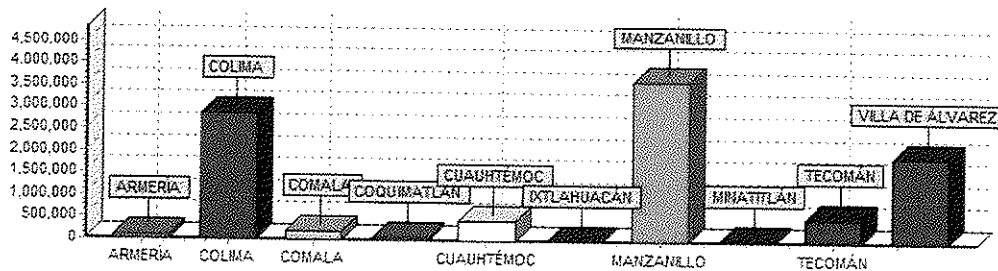
1	ARMERÍA	\$2,648,640.98
2	COLIMA	\$7,890,919.94
3	COMALA	\$2,695,011.41
4	COQUIMATLÁN	\$1,136,716.67
5	CUAUHTÉMOC	\$3,782,791.26
6	IXTLAHUACÁN	\$1,821,954.49
7	MANZANILLO	\$10,059,698.73
8	MINATITLÁN	\$2,317,201.59
9	TECOMÁN	\$5,809,109.64
10	VILLA DE ÁLVAREZ	\$8,809,876.09



**Suma Total : \$46,971,920.80**

**8 ISREBI**

1	ARMERÍA	\$1,066,908.91
2	COLIMA	\$39,314,934.12
3	COMALA	\$2,126,189.97
4	COQUIMATLÁN	\$1,208,795.86
5	CUAUHTÉMOC	\$7,807,405.05
6	IXTLAHUACÁN	\$85,260.31
7	MANZANILLO	\$66,761,267.63
8	MINATITLÁN	\$1,451,454.34
9	TECOMÁN	\$10,229,930.95
10	VILLA DE ÁLVAREZ	\$30,980,093.91



**Suma Total : \$161,032,241.05**

Handwritten signatures and scribbles at the bottom of the page.